



Model HS-DA

## DRIVEWAY ALERT INSTALLATION AND OPERATION INSTRUCTIONS

### KIT INCLUDES:

- 1 x Receiver
- 3 x Screws
- 1 x Instruction Leaflet
- 1 x Motion Sensor
- 3 x Wall Anchors



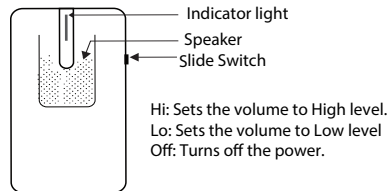
### FUNCTION DESCRIPTION

This item utilizes RF transmitter/receiver modules and learning code to ensure simple and convenient operation. The Outdoor Unit functions as a PIR transmitter. Upon detecting thermal infrared signals, such as a moving car or person, the Outdoor Unit will transmit a RF signal to the Indoor Unit. Subsequently, the Indoor Unit will produce two chime sounds and flash its LEDs twice as a reminder.

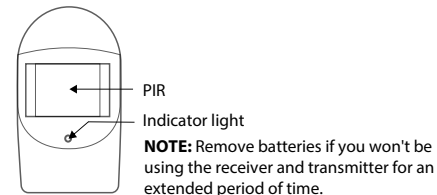
**NOTICE:** This manual is for the purpose of product use and operation. Design and specifications are subject to change without notice.

### OPERATING INSTRUCTIONS

#### Receiver (Indoor Unit)



#### PIR Transmitter (Outdoor Unit)



### ⚠ WARNING

- **NOT** suitable for children under 3 years, because small parts could be swallowed.
- Prolonged exposure to alarm siren may cause permanent hearing loss.
- Prior to use, you **MUST** read & watch the warnings & instructions at [sabrered.com/safetytips](http://sabrered.com/safetytips).
- A properly installed and maintained security product may **ONLY** reduce the risk of events such as burglary, robbery, break-ins. It is **NOT** insurance or a guarantee that such events will not occur, that adequate warning or protection will be provided, or that there will be no personal injury, death, and/or property damage as a result.
- **BATTERY WARNING:** Do not install backwards, charge, put in fire, or mix with other battery types as it may explode or leak causing injury.

### LEARNING CODE

- Insert the 9V battery into the PIR Transmitter Unit.
- On the Receiver unit, slide the side switch to Hi or Lo.
- Insert three AA batteries into the Receiver unit. It will emit a chime sound.
- Press the "Code" button on the back of the receiver for approximately 15 seconds. Once the RF signal has been received, the light on the front of the PIR transmitter will flash and chime to indicate that the unit is ready.

### CLEARING CODE

Each time the receiver is powered off, it will automatically clear the code for the transmitter. Therefore, pair the units again by following "Learning Code" instruction after the receiver is powered on.

### LOW VOLTAGE INDICATOR:

Receiver: When the voltage is lower than 3.3V, the LED light will be on constantly, indicating a low battery.  
PIR Transmitter: When the voltage is lower than 5V, the LED light will be on constantly, indicating a low battery.

### RECOMMENDED INSTALLATION HEIGHT:

Approximately 1.4 meters (4.5ft.) above the ground. The height can be adjusted according to your actual situation.

### Tips:

The PIR detection range may vary in different working environments, especially in an area where the temperature is uneven.

## SPECIFICATIONS

### Receiver (Indoor Unit)

Battery: DC 4.5V (3 x 1.5V AA)

Working Current: <100mA

Standby Current { Max.: < 4mA  
Average: < 0.2mA

Alarm Volume 1 ft (0.3 m) { Lo Level: > 80dB  
Hi Level: > 90dB

Frequency: 433.92MHz

Working Distance (Open area): ±300 ft (100 m)

Working temperature : 15°-122°F (-10°-50°C)

Use Environment: Indoor

### PIR Transmitter (Outdoor Unit)

Power supply : DC 9V Alkaline battery

Working Current : <20mA

Standby Current : <50µA

PIR detecting distance : Max. 10±3m (32±9ft)

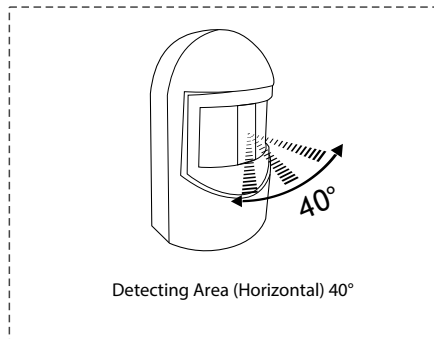
(It may vary based on the actual environment)

PIR detecting angle : 0°- 40°

Trigger time interval : ≈3 seconds

Working temperature : 15°-122°F (-10°-50°C)

Use Environment: Indoor or Outdoor



### FCC COMPLIANCE STATEMENT:

This device complies with part 15 of the FCC Rules. Operation is subject to the following two conditions: (1) This device may not cause harmful interference, and (2) this device must accept any interference received, including interference that may cause undesired operation.

**WARNING:** Changes or modifications not expressly approved by the party responsible for compliance could void the user's authority to operate the equipment.

**NOTE:** This equipment has been tested and found to comply with the limits for a Class B digital device, pursuant to part 15 of the FCC Rules. These limits are designed to provide reasonable protection against harmful interference in a residential installation. This equipment generates, uses and can radiate radio frequency energy and, if not installed and used in accordance with the instructions, may cause harmful interference to radio communications. However, there is no guarantee that interference will not occur in a particular installation. If this equipment does cause harmful interference to radio or television reception, which can be determined by turning the equipment off and on, the user is encouraged to try to correct the interference by one or more of the following measures:

- Reorient or relocate the receiving antenna.
- Increase the separation between the equipment and receiver.
- Connect the equipment into an outlet on a circuit different from that to which the receiver is connected.
- Consult the dealer or an experienced radio/TV technician for help.

**LIMITED WARRANTY:** The Driveway Alert is covered under a 1-year limited warranty. If this product fails to work due to a manufacturing defect, return it to Security Equipment Corporation for a replacement. Proof of purchase and return authorization is required. This warranty does not cover products which have been abused, altered or damaged. TO THE EXTENT PERMITTED BY LAW, SECURITY EQUIPMENT CORPORATION DISCLAIMS ALL OTHER IMPLIED OR EXPRESSED WARRANTIES OF MERCHANTABILITY AND/OR FITNESS FOR A PARTICULAR PURPOSE.

**LIMITATION OF LIABILITY:** This limited warranty is your sole remedy and SECURITY EQUIPMENT CORPORATION shall not be liable for any damages, whether direct, indirect, incidental, special, consequential, exemplary or otherwise, including lost revenues and lost profits, arising out of any theory of recovery, including statutory, contract or tort. In no event will SECURITY EQUIPMENT CORPORATION'S entire liability exceed the purchase price of this product. Some states and provinces do not allow the exclusion or limitations of incidental or consequential damages so the above limitations or exclusions may not apply to you. This limited warranty gives you specific legal rights, and you may also have other rights which vary from state to state and province to province.



### CUSTOMER SERVICE CONTACT

SABRE® Security Equipment Corporation  
815 Sun Park Drive  
Fenton, MO 63026  
customersupport@sabred.com  
Phone: 636-343-0200  
Toll Free: 800-325-9568

MADE IN CHINA  
10/9/25 | REV. V01  
www.sabred.com